



Generating Equity Income from the Green Economy

Nasdaq Clean Edge Global Green Income™ Index

Why Nasdaq for Green Income?

Nasdaq Global Indexes has built a premier offering in thematic indexing, leveraging unique partnerships with 3rd party research providers. Nasdaq is also recognized as a leader in both dividend/income indexing (consisting of 24 indexes and more than \$16 billion of AUM from ETPs tracking), as well as clean-energy thematic indexing. The Nasdaq Clean Edge Green Energy™ Index (CELS™), co-developed with Clean Edge, Inc., has been one of the industry's leading benchmarks since its launch in 2006.



Mature suite of dividend indexes, including Nasdaq Dividend Achievers™, Preferreds, as well as numerous multifactor strategies incorporating dividend screening



Nasdaq's Income suite extends beyond plain-vanilla dividend strategies, into Multi-Asset Income, Risk Managed Income, Options-Based Income & Buyback Achievers™



Multiple indexes in ESG thematic space, including the Nasdaq OMX Green Economy™ suite, Nasdaq CTA Global Climate Tech™, and Nasdaq Veles California Water™ Index



Part of Nasdaq's industry-leading thematic index offering, including ~\$4B of AUM tied to Nasdaq Clean Edge Indexes

Nasdaq's Index Brand is Rooted in Technology & Innovation

Clean Energy/Energy Transition (ESG Friendly)

- Nasdaq Clean Edge Green Energy™ (CELS™/CELSI™/CELSEW™)
- Nasdaq Clean Edge Smart Grid Infrastructure™ (QGRD™)
- ISE Clean Edge Global Wind Energy™ (GWE™)
- Nasdaq CTA Global Climate Technology™ (CLMTCH™)

Future Mobility

- Nasdaq Global Future Mobility™ (NYGCAR™)

FinTech

- Nasdaq Crypto Index™ (NCI™)
- Nasdaq Blockchain Economy™ (RSBLCN™)
- KBW Nasdaq Financial Technology™ (KFTX™)
- Nasdaq CTA Global Digital Payments™ (WALLET™)
- ISE Mobile Payments™ (IPY™)

Biotech / Health Care Innovation

- Nasdaq Biotechnology™ (NBI™)
- Nasdaq Junior Biotech™ (NBIJR™)
- Nasdaq Lux Health Tech™ (NQHTEC™)
- Nasdaq CTA Global Digital Health™ (BEWELL™)

Resource Efficiency/Green Economy (ESG Friendly)

- Nasdaq Global/US Water™ (GRNWATERL™/GRNWATUSL™)
- ISE Clean Edge Water™ (HHO™)
- Nasdaq Veles California Water Index™ (NQH2O™)
- Nasdaq OMX Green Economy™ (QGREEN™)

Nasdaq Clean Edge Global Green Income™ (GGINC™)

Industrials /
Energy /
Materials

Financials

Biotech /
Health Care

Utilities

Nasdaq
Thematic
Index
Suite

Thematic
Technology

Cybersecurity

- ISE Cyber Security™ (HXR™)
- ISE Cyber Security UCITS™ (HUR™)
- Nasdaq CTA Cybersecurity™ (NQCYBR™)

AI / Robotics / Big Data

- Nasdaq CTA Artificial Intelligence™ (NQINTEL™)
- Nasdaq CTA AI and Robotics™ (NQROBO™)
- Nasdaq Global AI and Big Data™ (NYGBIG™)

Cloud Computing

- ISE CTA Cloud Computing™ (CPQ™)
- Nasdaq CTA International Cloud Computing™ (CPQI™)
- BVP Nasdaq Emerging Cloud™ (EMCLOUD™)
- Redpoint Cloud Infrastructure Software™ (NQRPCI™)

Internet / Gaming / Metaverse

- Nasdaq CTA Internet™ (QNET™)
- Nasdaq CTA EM Internet & e-Commerce™ (QNETEM™)
- Nasdaq CTA Global Video Games & eSports™ (PLAYER™)
- Nasdaq CTA Global Video Games Software™ (PLAYR2™)
- Nasdaq CB Insights Metaverse™ (NCMETV™/NCMETA™)

Innovation Suite + Broad Disruptive Tech

- Nasdaq-100® (NDX®) + Nasdaq Next Generation 100™ (NGX™)
- Nasdaq Innovators Completion Cap™ (NCX™)
- Nasdaq Disruptive Tech Benchmark™ (NYDTB™)

Semiconductors

- PHLX Semiconductor™ (SOX™)
- Nasdaq Global Semiconductor™ (GSOX™)
- PHLX Semiconductor Equal Weighted™ (ESOX™)



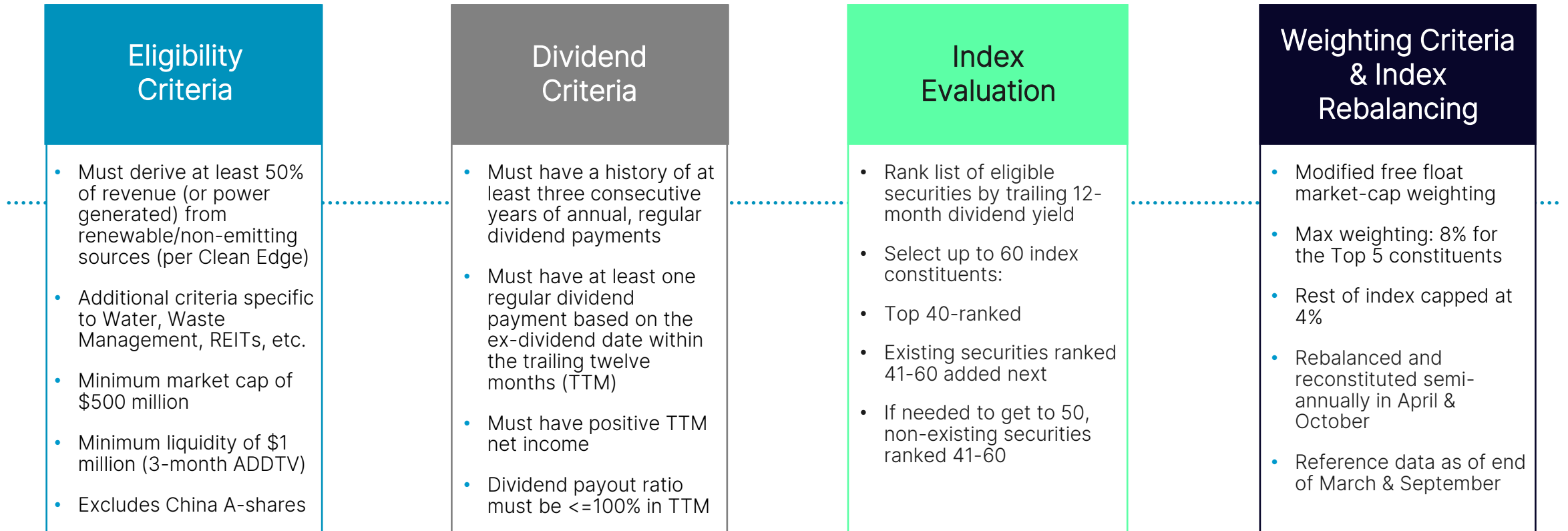
GGINC Index Methodology

Clean Edge determines company involvement in the global Green Economy using a proprietary sector classification process based on revenue exposure by activity. The thematic taxonomy focuses on six key areas:

<p>Green Electric Utilities</p> <p>Electric utilities that receive 50% or more of their revenue or generation from renewable sources (wind, solar, hydro, and geothermal) or T&D utilities that derive 50% or more of their revenue from the transmission and distribution of electricity from renewable and non-emitting sources.</p>	<p>Water Utilities</p> <p>Companies that are involved in water and wastewater activities.</p>	<p>Waste Management</p> <p>Companies that collect trash and recyclable waste from homes and businesses and/or operate materials recovery facilities, organics processing facilities, and/or landfills where – in many cases – the gas generated by decomposing waste is processed into renewable energy.</p>
<p>Sustainable Infrastructure Developers & Technology Providers</p> <p>Companies that build and install systems and facilities and/or provide technology for clean electricity, water, energy efficiency, electrification, climate-adaptive agriculture, and low-carbon/zero-energy buildings.</p>	<p>Yieldcos, Investment Trusts, and Similar Vehicles</p> <p>Yieldcos, investment trusts, and/or similar vehicles that derive the majority of their revenue from activities in clean energy, energy efficiency, green buildings, advanced grid & electrification, low-carbon agriculture, water, or waste management.</p>	<p>Real Estate Investment Trusts</p> <p>Real Estate Investment Trusts that showcase strong environmental profiles.</p>

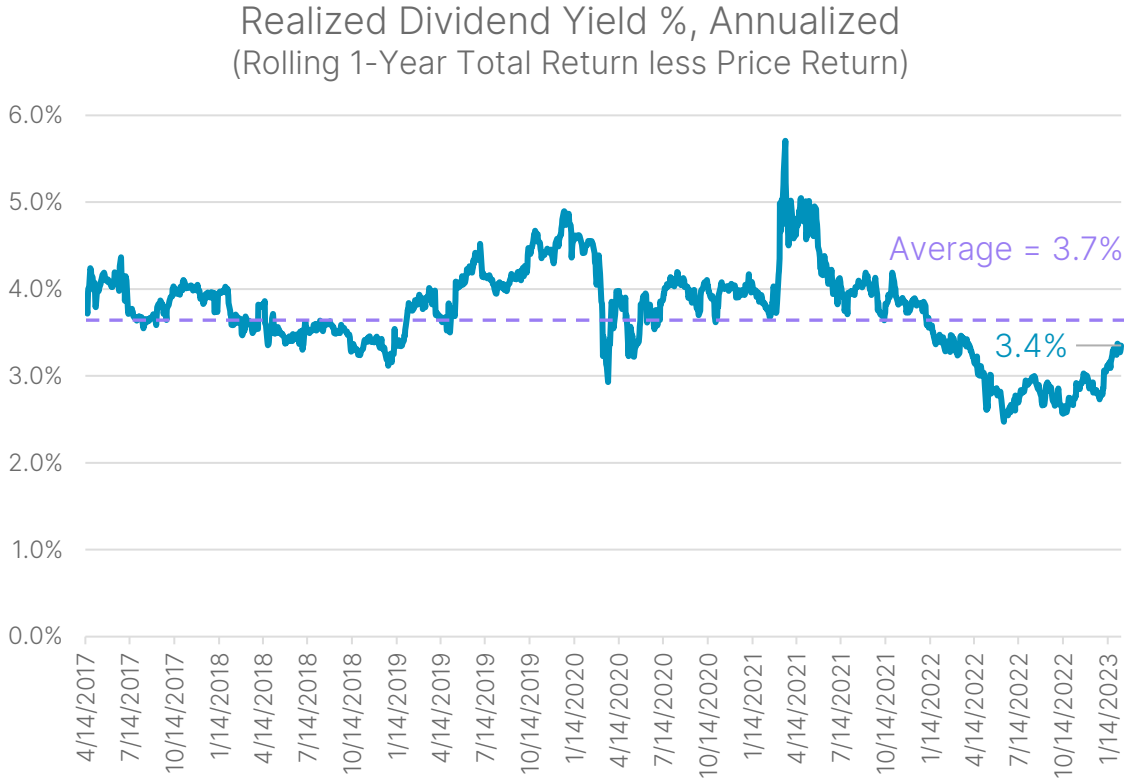
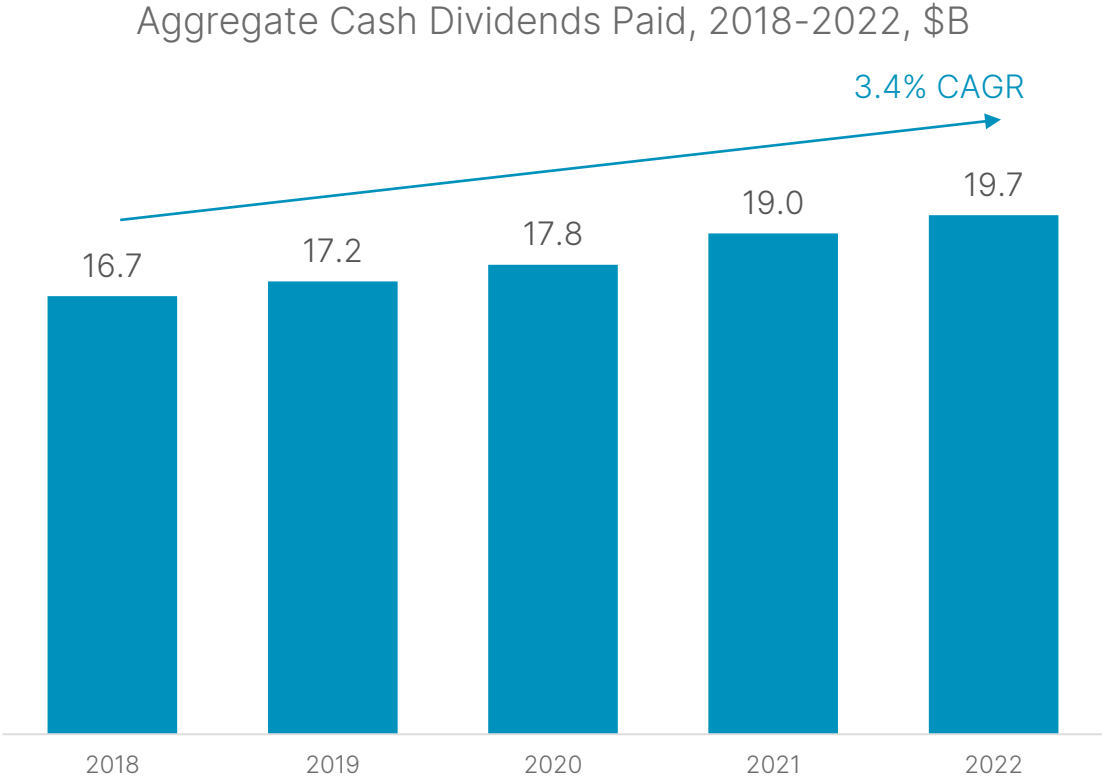
GGINC Index Methodology - Continued

Clean Edge determines company involvement in the global Green Economy using a proprietary sector classification process based on revenue exposure by activity. Nasdaq applies additional eligibility criteria as the index calculator. The Nasdaq Clean Edge Global Green Income Index was launched on February 13, 2023.



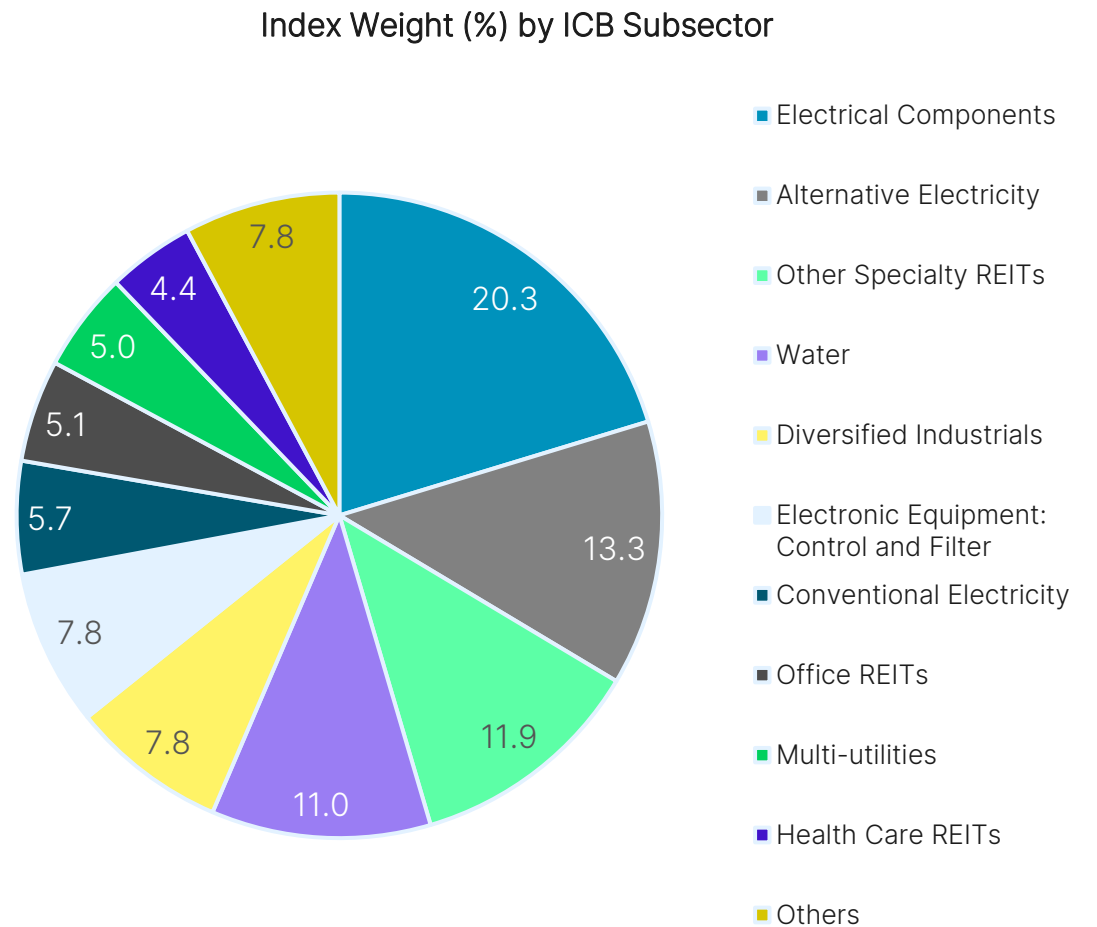
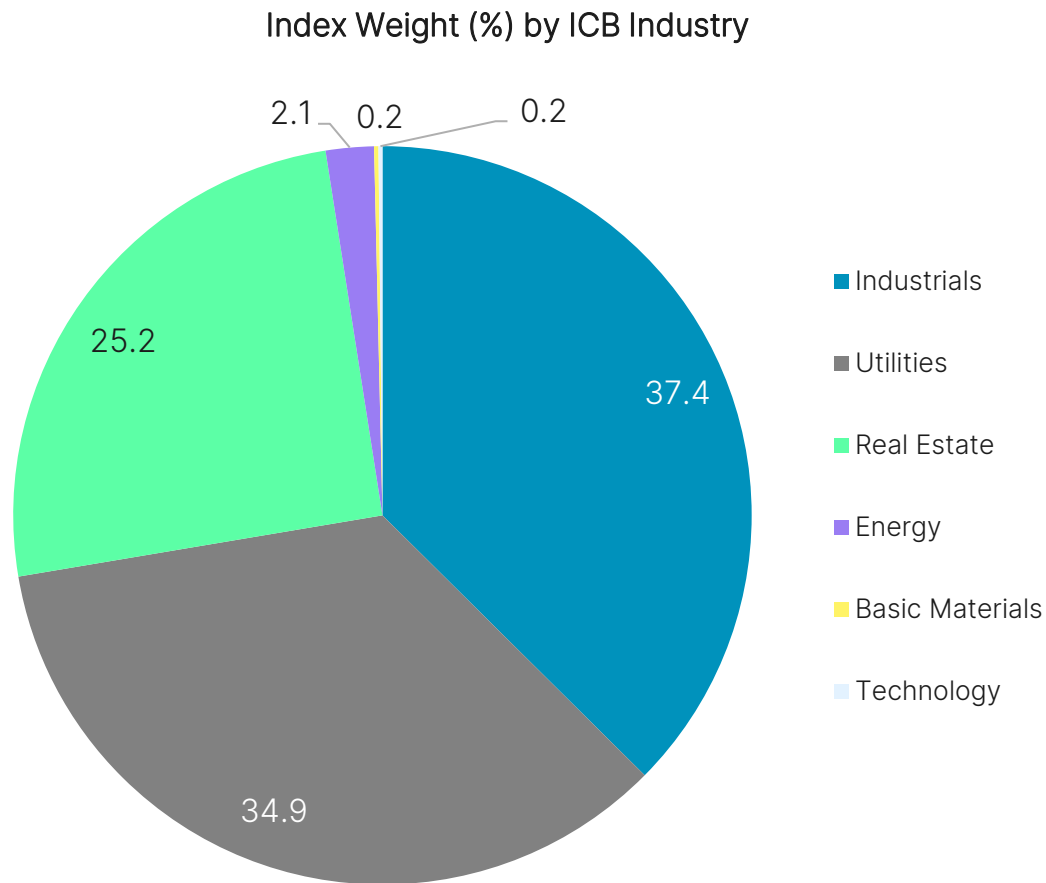
GGINC Index: Tracking Green Dividend Growth

The companies comprising the Nasdaq Clean Edge Global Green Income Index have seen a sustained increase in aggregate dividends paid over the past several years, reaching nearly \$20B in 2022, up 18% vs. 2018 (3.4% CAGR). This has led to a realized gross dividend yield often above 3%, averaging 3.7% since April 2017. As of the index launch date in February 2023, the realized trailing 1-year dividend yield was 3.4%.



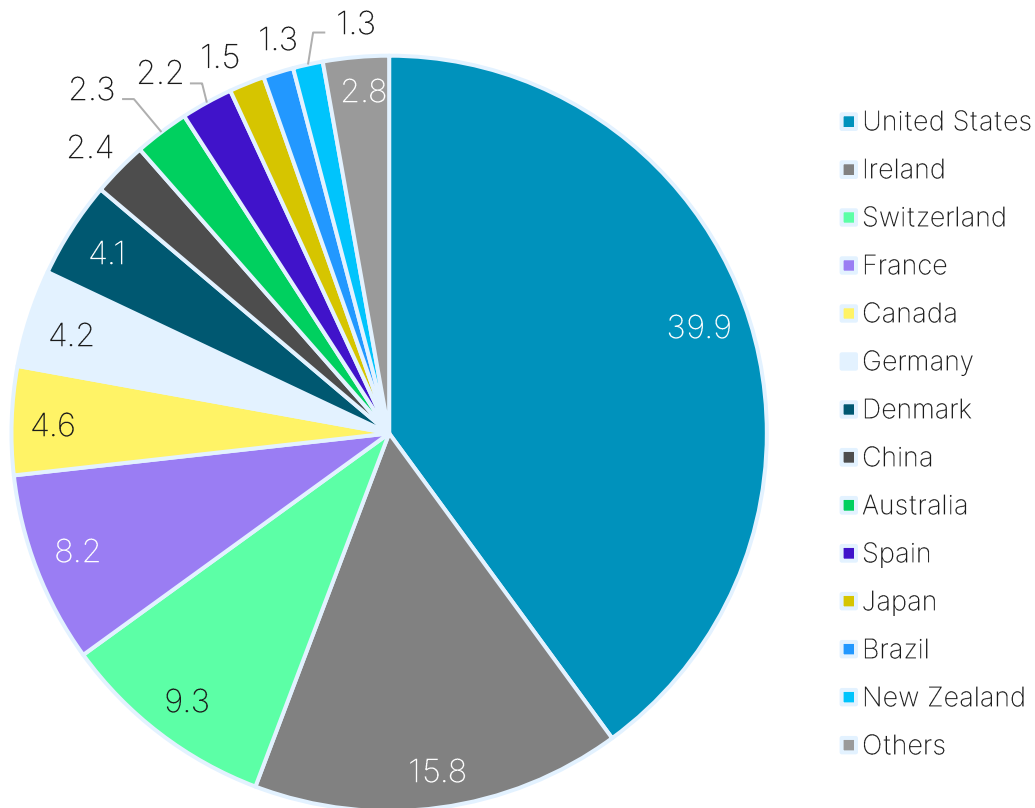
Source: Nasdaq Global Indexes, Factset, Bloomberg. Data as of 4/30/2023. GGINC returns prior to launch on February 13, 2023 are backcasted / for illustrative purposes only.

GGINC Index Composition by ICB Industry

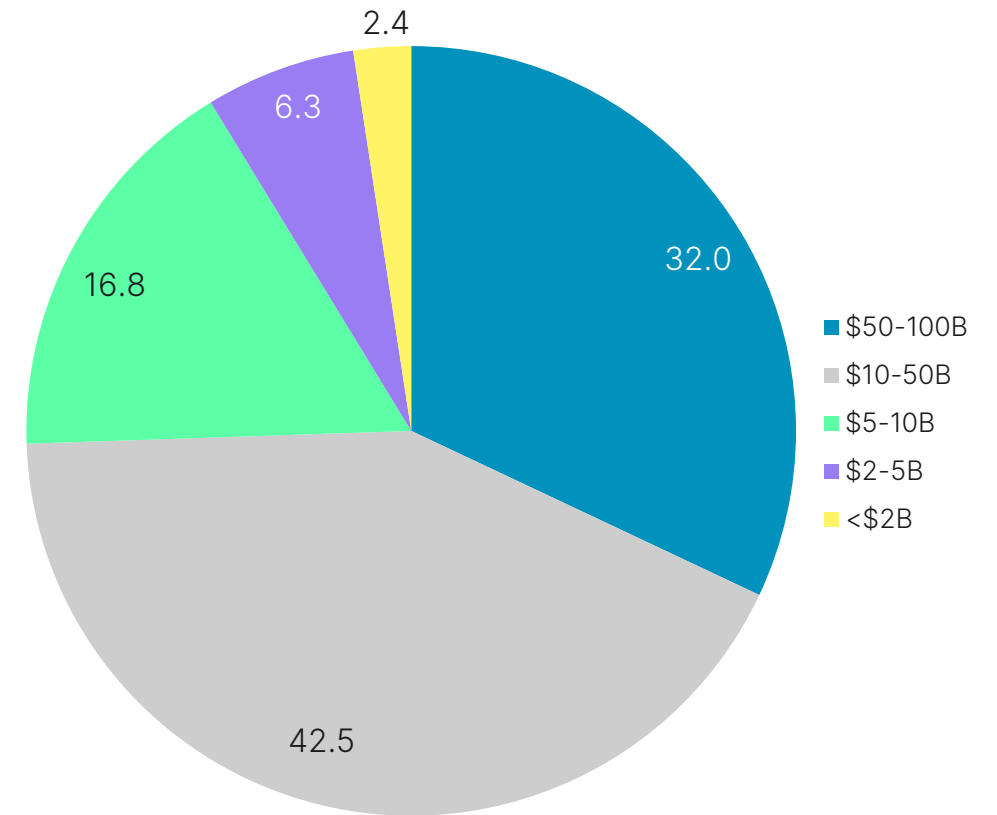


GGINC Index Composition by Geography/Size

Index Weight (%) by Country

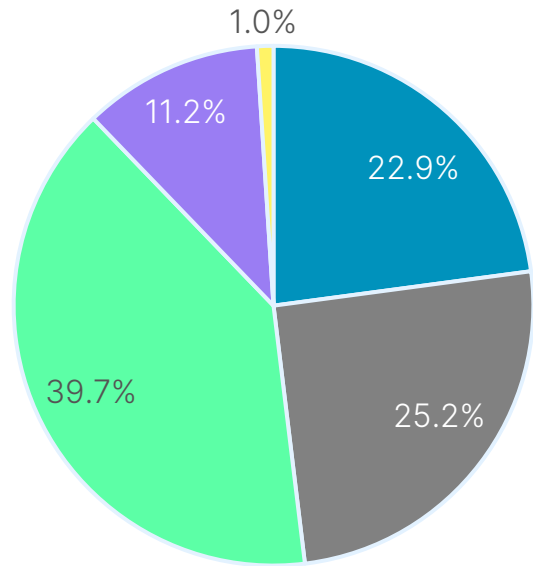


Index Weight (%) by Market Cap



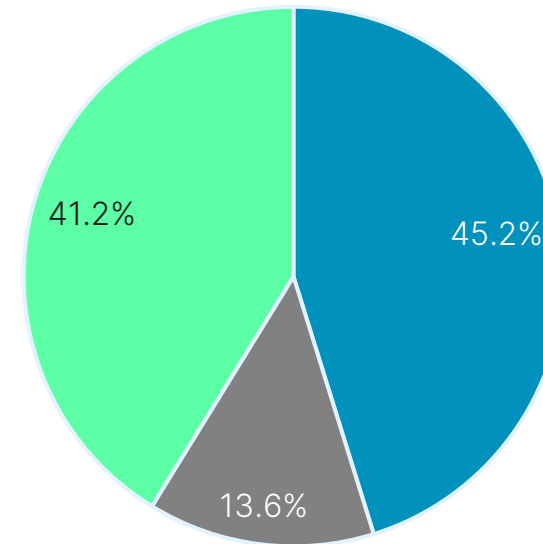
GGINC Composition by Clean Edge Sector/Purity

Index Weight (%) by Clean Edge Sector



- Green Electric Utilities
- Real Estate Investment Trusts
- Sustainable Infrastructure Developers & Technology Providers
- Water Utilities
- Yieldcos, Investment Trusts, and Similar Vehicles

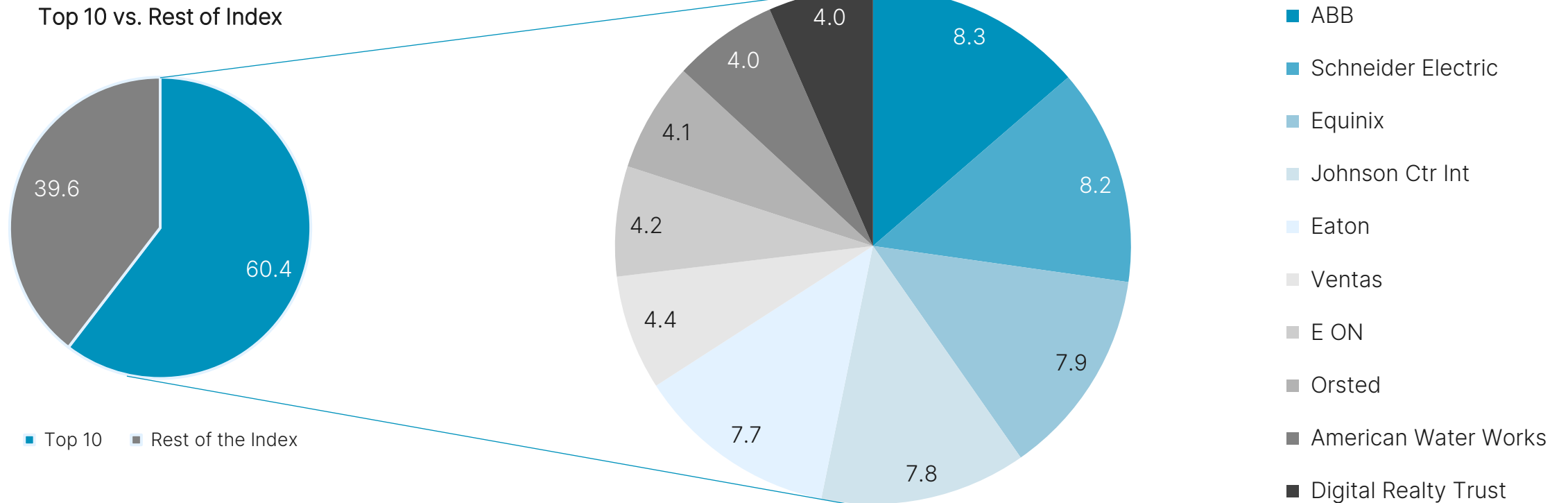
Index Weight (%) by Thematic Purity



- 50-70% Revenue Exposure
- 70-90%
- 90-100%

GGINC Index Composition: Top 10 Constituents

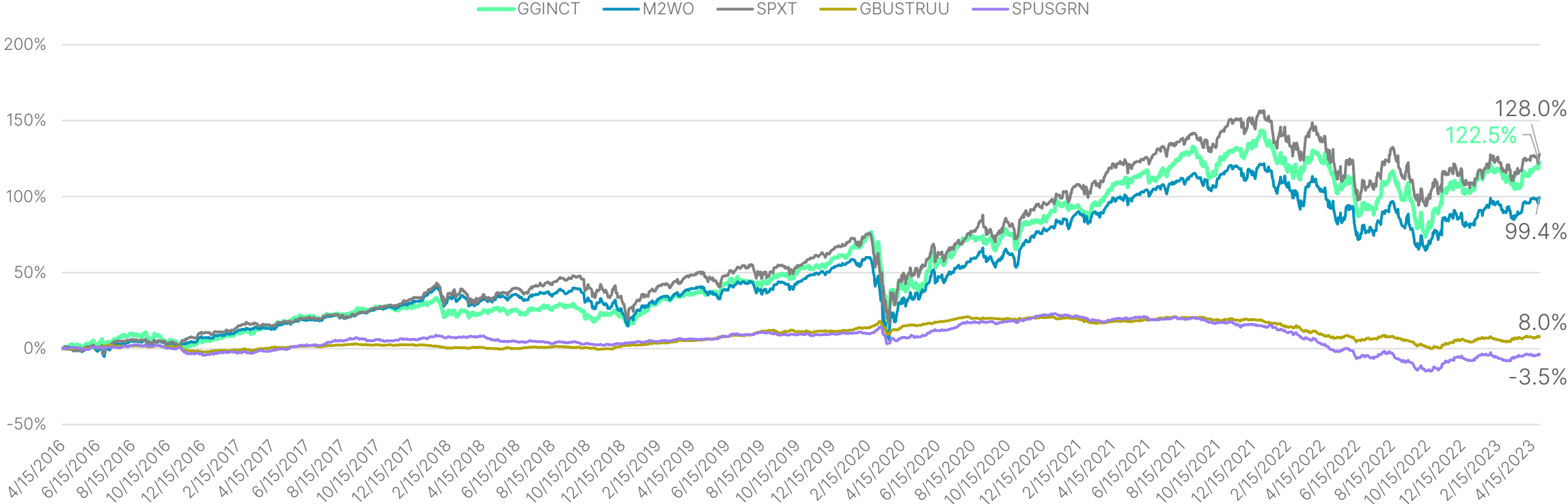
Top 10 Index Weights (%) as of April 28, 2023



GGINC Performance vs. Benchmarks

GGINC has closely tracked the performance of the S&P 500 (SPXT) on a total return basis since the beginning of its backcast in April 2016, while modestly outperforming the MSCI World Index (M2WO). It has vastly outperformed the returns of fixed income indexes focusing on green bonds, including the S&P Green Bond Index (SPUSGRN) and the Bloomberg MSCI Global Green Bond Index (GBUSTRUU).

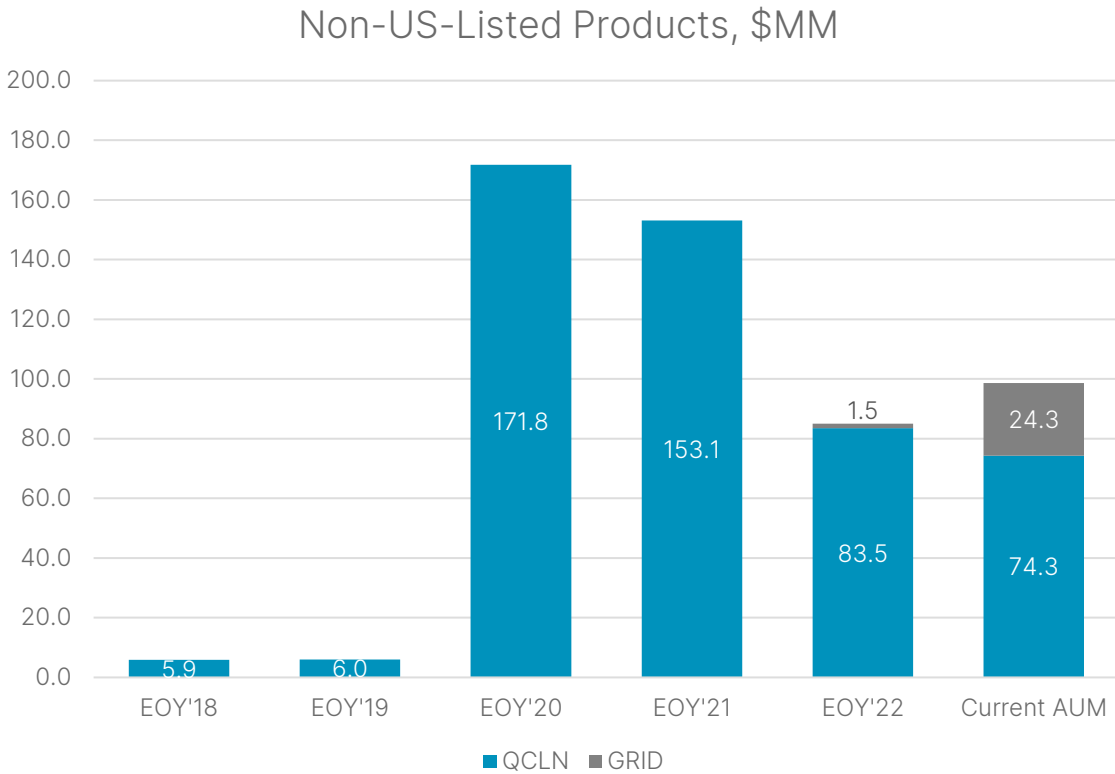
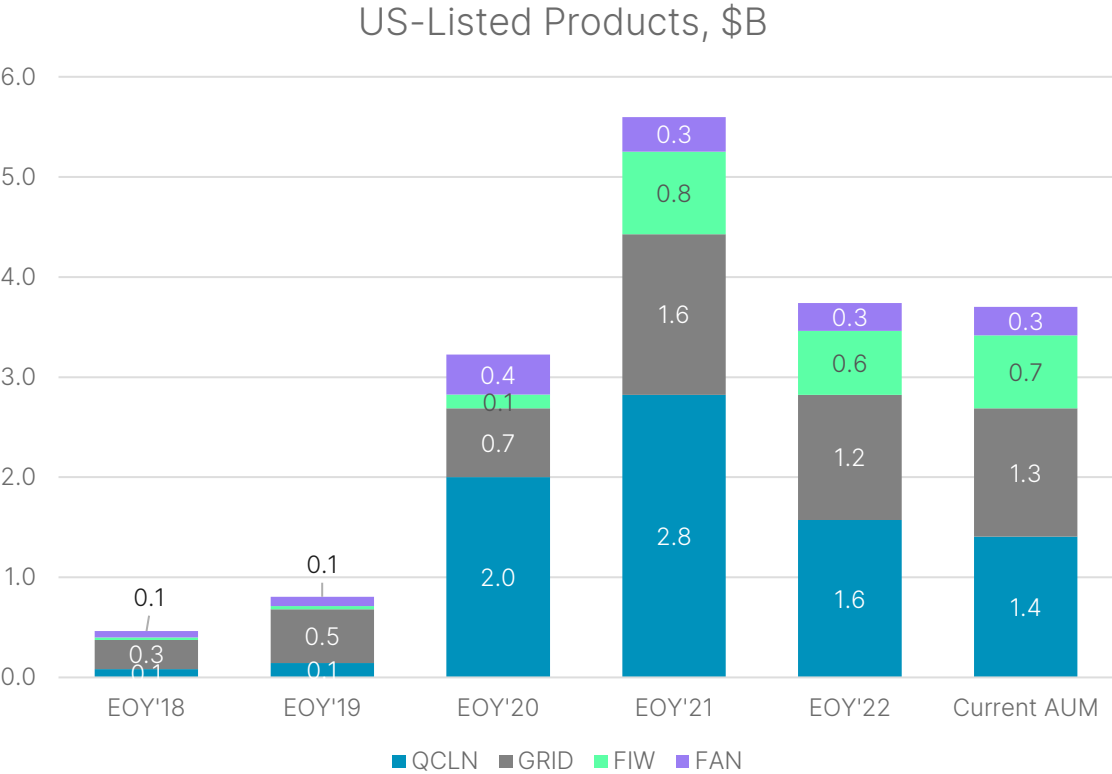
GGINC vs. Benchmarks, 2016-2023, Total Returns



Source: Nasdaq Global Indexes, Factset, Bloomberg. Data as of 4/30/2023. GGINC returns prior to launch on February 13, 2023 are backcasted / for illustrative purposes only.

Nasdaq Clean Edge Thematic Index AUM Growth

Clean Edge has partnered with Nasdaq to launch 6 indexes since 2006. Nasdaq Clean Edge Indexes have attracted a combined peak AUM of >\$5B across 8 live tracking products in the US, Canada, Europe, and Asia. Standout product successes in the US include Green Energy (QCLN), Water (FIW), and Smart Grid Infrastructure (GRID). Outside the US, UCITS versions of the QCLN/GRID strategies have launched in Europe, in addition to ETPs in Canada and Israel. A custom license tied to CELS has also been granted in Canada with ~\$250MM in AUM.



Disclaimer

Nasdaq® is a registered trademark of Nasdaq, Inc. The information contained above is provided for informational and educational purposes only, and nothing contained herein should be construed as investment advice, either on behalf of a particular security or an overall investment strategy. Neither Nasdaq, Inc. nor any of its affiliates makes any recommendation to buy or sell any security or any representation about the financial condition of any company. Statements regarding Nasdaq-listed companies or Nasdaq proprietary indexes are not guarantees of future performance. Actual results may differ materially from those expressed or implied. Past performance is not indicative of future results. Investors should undertake their own due diligence and carefully evaluate companies before investing. **ADVICE FROM A SECURITIES PROFESSIONAL IS STRONGLY ADVISED.**

© 2023. Nasdaq, Inc. All Rights Reserved.

